

## 7-16 DIN Connectors for HELIAX® LDF5-50A Coaxial Cable



L5PDM



L5PDF



222951

FAX-On-Demand: +1-708-873-3614 • North America: 1-800-861-1700

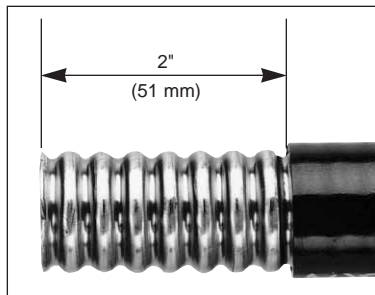
Tips and Techniques (SP50047) available by FAX-On-Demand.  
Los consejos prácticos y técnicas (SP50047) pueden solicitarse por fax.

Conseils et techniques (SP50047) disponibles par fax à la demande.  
Tips und Anleitungen (SP50047) auf Faxanfrage erhältlich.

Dicas e Técnicas (SP50047) disponíveis via pedido por fax.  
提示與方法 (SP50047) 可以通過電傳獲得

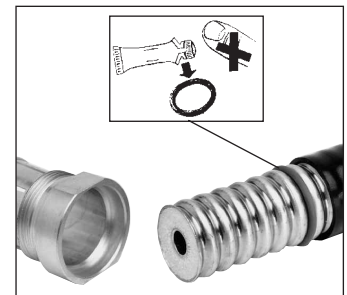
### 1

Trim cable jacket.  
Recortar la envuelta del cable.  
Coupez la gaine du câble.  
Kabelmantel abziehen.  
Retire a capa do cabo.  
切割電纜外皮



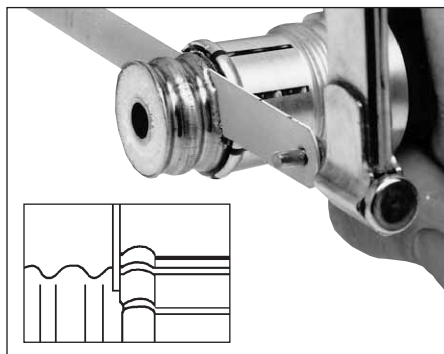
### 2

Add O-ring, grease, and clamping nut.  
Añadir la junta tórica, la grasa y la tuerca sujetadora.  
Mettez en place le joint torique, de la graisse et l'écrou de serrage.  
O-Ring und Klemmutter vor Montage einfetten.  
Coloque o anel O ring, graxa e a porca de aperto.  
加 O 型圈，油脂和緊固螺母




### 3

Cut cable.  
Cortar el cable.  
Coupez le câble.  
Kabel abschneiden.  
Corte o cabo.  
切割電纜



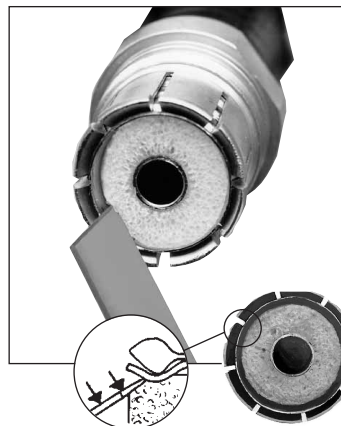
### 4

Remove burrs and debris.  
Quitar virutas. Retirar los restos.  
Ebavurez. Enlevez les débris.  
Entgraten. Metallspäne entfernen.  
Remove rebarba. Remova os detritos.  
去除毛口 去除殘渣



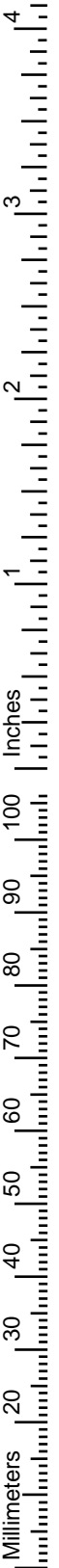
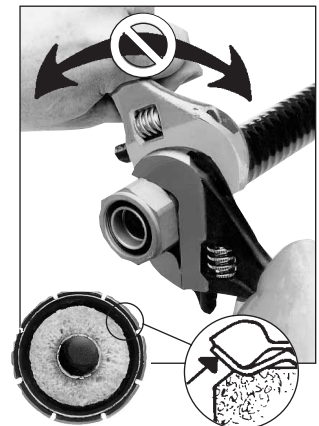
### 5

Compress foam.  
Comprimir el material de espuma.  
Comprimez la mousse.  
Verschämung zusammendrücken.  
Comprima a espuma.  
壓緊泡沫塑料




### 6

Flare outer conductor and examine flare.  
Acampanar el conductor externo y examinar la forma de campana.  
Evasez le conducteur extérieur et examinez l'évasement.  
Außenleiter aufweiten und Öffnung prüfen.  
Flangear o conductor externo e examinar o flangeamento.  
擴張外導體並檢查擴張表面




# 7

Screw in connector pin.  
 Añadir el obturador roscado.  
 Mettez en place le joint d'étanchéité fileté.  
 Gewindering und Klemmutter vor  
 Parafuse o pino do conector.  
 將接頭銷針擰入



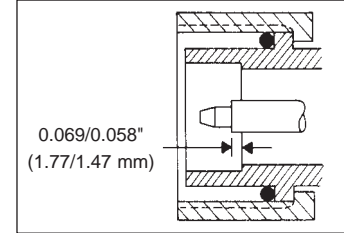
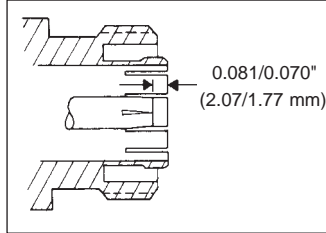
# 8

Add O-ring and grease.  
 Añadir la junta tórica y grasa.  
 Mettez en place le joint torique et graissez.  
 O-Ring vor Montage einfetten.  
 Coloque o anel em O ring e graxa.  
 加 O 型圈和油脂



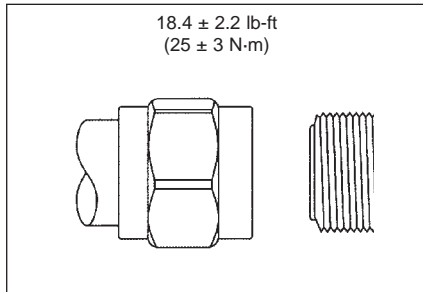
# 9

Reassemble connector.  
 Montar nuevamente el conector.  
 Réassemblez le connecteur.  
 Steckverbindung wieder  
 zusammenbauen.  
 Reinstale o conector.  
 重新裝配接頭



# 10

Coupling torque.  
 Par de acoplamiento.  
 Couple de serrage.  
 Anschlußdrehmoment.  
 Torque de conjugação.  
 配合扭矩



**Notice:** Andrew disclaims any liability or responsibility for the results of improper or unsafe installation, inspection, maintenance, or removal practices.  
**Aviso:** Andrews no acepta ninguna obligación ni responsabilidad como resultado de prácticas incorrectas o peligrosas de instalación, inspección, mantenimiento o retiro.  
**Avis:** Andrew décline toute responsabilité pour les conséquences de procédures d'installation, d'inspection, d'entretien ou de retrait incorrectes ou dangereuses.  
**Hinweis:** Andrew lehnt jede Haftung oder Verantwortung für Schäden ab, die aufgrund unsachgemäßer Installation, Überprüfung, Wartung oder Demontage auftreten.  
**Atenção:** A Andrew abdica do direito de toda responsabilidade pelos resultados de práticas inadequadas e sem segurança de instalação, inspeção, manutenção ou remoção.  
 注意：Andrew 公司申明對於不恰當或不安全的安裝、檢驗、維修或拆卸操作所導致的後果不負責任 何義務和責任



This product may be covered by one or more of the following patents, or other patents pending. United States 5,154,636; 5,137,470; 5,354,217; 5,344,051; 5,435,745; 5,595,502; Switzerland, Spain, France, United Kingdom 0 495 467; Germany P692 13 034.9; p692 14 199.5; Italy 70,732-BE/96; 71,436-BE/96; Australia 668,812

Andrew Corporation  
 10500 West 153rd Street  
 Orland Park, IL U.S.A. 60462

Telephone: 708-349-3300  
 FAX (U.S.A.): 1-800-349-5444  
 Internet: <http://www.andrew.com>

Customer Service, 24 hours: U.S.A. • Canada • Mexico: 1-800-255-1479  
 U.K.: 0800 250055 • Republic of Ireland: 1 800 535358  
 Other Europe: +44 1592 782612

Printed in U.S.A. 9/97  
 Copyright © 1997 by Andrew Corporation